



District Report Card: 2017


State: Maharashtra	District: Parbhani
Class: 8	Subject: Mathematics
Schools: 51	Students: 1362


Participation/Coverage


Students

GENDER 	Boys		Girls	
	Number	%	Number	%
	705	51.76	657	48.24

AREA 	Rural		Urban	
	Number	%	Number	%
	754	55.36	608	44.64

CATEGORY 	SC		ST		OBC		GEN	
	Number	%	Number	%	Number	%	Number	%
	204	14.98	72	5.29	479	35.17	607	44.57

CWSN 	LD	VI	HI	S&LD	ID	Oth
	2	7	1	3	0	102

Management 	Government		Government-aided	
	Number	%	Number	%
	201	14.76	1161	85.24

Average Performance of Students in Mathematics (%)

Overall	Gender		Area		Management		Social Group			
	Male	Female	Rural	Urban	Govt.	Aided	SC	ST	OBC	GEN
39.29	39.27	39.30	38.54	40.21	45.74	38.17	34.25	51.02	39.86	39.13

Performance on Learning Outcomes (LOs)

Learning Outcomes	Description	Average Performance(%)
M601	Solves problems involving large numbers by applying appropriate operations	26.25
M606	Solves problems on daily life situations involving addition and subtraction of fractions / decimals	39.61
M620	Finds out the perimeter and area of rectangular objects in the surroundings like floor of the class room, surfaces of a chalk box etc.	32.95
M621	Arranges given/collected information in the form of table, pictograph and bar graph and interprets them	39.76
M702	Interprets the division and multiplication of fractions	33.92
M705	Solves problems related to daily life situations involving rational numbers	39.50
M706	Uses exponential form of numbers to simplify problems involving multiplication and division of large numbers	32.72
M707	Adds/subtracts algebraic expressions	50.59
M710	Solves problems related to conversion of percentage to fraction and decimal and vice versa	23.90
M717	Finds out approximate area of closed shapes by using unit square grid/graph sheet	32.63
M719	Finds various representative values for simple data from her/his daily life contexts like mean, median and mode	51.21
M721	Interprets data using bar graph	56.61
M801	Generalizes properties of addition, subtraction, multiplication and division of rational numbers through patterns	27.03
M802	Finds rational numbers between two given rational numbers	33.85
M803	Proves divisibility rules of 2, 3, 4, 5, 6, 9 and 11	40.97
M804	Finds squares, cubes, square roots and cube roots of numbers using different methods	41.96
M808	Uses various algebraic identities in solving problems of daily life	47.23
M812	Verifies properties of parallelogram and establishes the relationship between them through reasoning	38.69
M818	Finds surface area and volume of cuboidal and cylindrical object	28.88
M819	Draws and interprets bar charts and pie charts	45.45

Range of Performance of Students who Answered Correctly							
Below 30%		30% - 50%		50% - 75%		Above 75%	
Number	%	Number	%	Number	%	Number	%
536	39.35	441	32.38	279	20.48	106	7.78

Lowest Performing Learning Outcomes (LOs)

- 1 - Solves problems related to conversion of percentage to fraction and decimal and vice versa (23.90)
- 2 - Solves problems involving large numbers by applying appropriate operations (26.25)
- 3 - Generalizes properties of addition, subtraction, multiplication and division of rational numbers through patterns (27.03)

4 - Finds surface area and volume of cuboidal and cylindrical object (28.88)

5 - Finds out approximate area of closed shapes by using unit square grid/graph sheet (32.63)